

FENDT IDEAL

FENDT IDEAL AXIAL COMBINE



FENDT® IDEAL AXIAL COMBINE | CLASS 7, 8, 9 & 10

Harvest moves fast. This moves faster.

Back in the seventeenth century, when villages and hamlets near the town of Oberdorf in the Bavarian Alps decided it was time for a big change in their burgs, they often called on Sylvester Fendt and his family. They made handcrafted clocks for churches and bell towers that were precision engineered for reliability and accuracy.

The family's pursuit of excellence solidified its reputation and kept them in the clock-making business for a couple of hundred years. But with the dawning of the 20th century and the beginnings of farm mechanization, the Fendts began turning their talents toward tractor designs. By the 1930s, direct descendants of Sylvester had developed the first six-HP Dieselross tractor, a huge breakthrough in the agricultural industry. Its clever design allowed farmers to streamline their operations by accomplishing in a single day what had formerly taken a week's worth of manual labor.

So big change is nothing new to Fendt. And that's especially true when it comes to combines. Specifically, the Fendt IDEAL®. After farmers and dealers from around the world offered their suggestions, the IDEAL was developed and tested. It was important to ensure that what was eventually brought to the farm could handle any condition. The IDEAL combines offer maximum efficiency, superior grain and straw quality, exceptional uptime, a comfortable and intuitive operator environment, and revolutionary sensor technology for automated adjustments while harvesting. Not to mention that the new IDEAL 10 is the only machine that features 779 horsepower, and the only combine to offer an optional joystick-operated steering system.

If you're ready for a change, it's time for you to look at a Fendt IDEAL—a combine designed to open up new horizons in productive harvests featuring an innovative threshing system that always provides the most efficient output and cleanest results for every type of crop, and under all conditions.

It's Fendt. It's Time.



Fendt IDEAL. Time for something completely new.

The Fendt IDEAL is a machine that works wonders in the shortest harvest windows with uncompromising quality and unconditional reliability. It's a smart solution that lets you experience your harvest like never before, with automated harvest technology that adjusts based on operator preferences. No matter what size combine your land and crops require, regardless of where or what you harvest, the harvest becomes IDEAL with Fendt.

What makes a Fendt IDEAL, ideal?



Streamer™ 6.0

485 bu. grain tank that unloads at six bushels per second.



IDEALdrive™ steering system

A revolutionary concept. Instead of using a steering wheel, you control the combine harvester with a joystick on the left armrest. The left hand steers while the right hand controls the speed.



Dual Helix Processor

16' long dual rotor system. Its long design allows for gentler crop handling and can be operated at slower rotor speeds to reduce fuel consumption.



IDEAL TrakRide™

The large footprint and central pivot design ensure an even and constant distribution of weight across the entire footprint, reducing compaction and improving ride quality and traction.



IDEAL Harvest™

Provides real-time visualization of every aspect of the combine, empowering the operator to make informed decisions while harvesting. Will auto-adjust settings on the combine to attain operator preferences.



AutoDock

Fendt AutoDock™ automatically couples the attachment within five seconds. You don't have to leave the driver's seat. Once the attachment is added, four hydraulic cylinders complete the connection. A hydraulic cylinder in the middle of the feederhouse frame mechanically locks the attachment, while two couplings push out to connect the PTO drives. AutoDock connects the multicoupler separately to the attachment and the machine.

Finger-tip control: IDEALdrive™ steering system.



**3,000
acres X 6%* = 180
acres**

**according to university testing*

**~18 acres
per hour = 10
hours**



**1 day of
harvest saved**

Harvest can mean long days and nights, so it's important that the combine you're running day and night provides unparalleled comfort and operating efficiencies. Fendt IDEALdrive has eliminated the steering wheel. The optional joystick steering solution delivers greater visibility by providing an unobstructed, end-to-end view of the combine header for less stress and operator fatigue during long harvesting hours.

IDEALdrive steering is so responsive that a slight movement of the hand is all that's needed to make a steering adjustment in the field. Operator steering workload is decreased substantially while productivity is increased.

With IDEALdrive, the left hand steers the combine by moving the joystick left or right. Force feedback guides how far to move the

joystick for the desired effect. The joystick responds quickly and precisely to the operator's hand movements, allowing accurate steering with less body movement. When compared to turning the steering wheel lock-to-lock an average of four times, the joystick makes a headland 180° turn light work.

With nothing in front of the operator but brake pedals and foot pegs, there's nothing but the field in front of you to be seen, plus a clear view of the entire combine head, especially the center of the header where the crop enters the feeder house. And with joystick steering, there's less muscle activity required, making it easier on the operator's wrists, forearms, shoulders, and back. Better visibility also means less eye strain.

The IDEAL 10 & 10T— the largest combine in the world.





While some tout horsepower, it takes a lot more than just horsepower to truly increase harvesting performance. That's why the new IDEAL 10 and 10T were created with not only more horsepower but even more capacity and cleaning capability.

Power up

The Fendt IDEAL 10T features a MAN 16.2 L engine with a maximum output of 779 HP and also features the Fendt iD low-engine-speed concept made popular in Fendt tractors. This ensures maximum horsepower and torque are achieved at lower engine RPMs to reduce fuel consumption. The powerful six-cylinder engine is equipped with a turbocharger that has variable geometry turbine (VGT) technology. The VGT turbocharger helps maintain the maximum output and torque over a wide RPM range.

Joystick steering

For a better view of the header, the Fendt IDEAL offers a revolutionary concept—IDEALDrive. With IDEALDrive, there's no need for a steering column. Instead of using a steering wheel, you control the combine harvester with a joystick on the left armrest. The left hand steers while the right hand controls the speed. That means you have a great view of the front. The joystick's control and intuitive response are proportional to the driving speed and the steering lock angle on the wheel. It's easy and safe to control in every situation. And because IDEALDrive is optional, you can choose how you want to drive your machine.

IDEALbalance™

The cleaning system on the Fendt IDEAL 10 works over four sections, necessitating a new design for IDEALbalance™. Two return floors ensure even distribution and coverage across the preparation floor. IDEALbalance™ compensates for slopes up to 15%.

Wave Pan Technology


The new wave pans are mounted at the end of the prep pans. This allows for higher air volume to be applied to help separate the MOG, and the pans can be easily removed for improved cleaning.

New cleaning system

From the preparation floor, the grain drops down to the top sieve through two curved double-drop steps. That curved shape is key, because the heavy grains gather in the lower part of the step, while the laws of physics mean the lighter parts of the crop flow migrate to the top section. The curved steps provide a wider air outlet, which can significantly increase the air volumes, making the cleaning system even more efficient.

Rotor

IDEAL offers the longest rotors in the industry at 16' in length, giving you a huge capacity regardless of your crop or conditions. Industry-leading harvesting capacity is what you can expect from IDEAL.



It always helps to have the right connections.

Short setup time means more harvesting time.

Connecting couldn't be simpler. Or faster. Or easier. Fendt AutoDock™ automatically couples your header within five seconds. You don't even have to leave the driver's seat. Once the header is added, four hydraulic cylinders complete the connection. A hydraulic cylinder in the middle of the feeder house frame mechanically locks the header. At the same time, two couplings push out to connect the PTO drives. AutoDock™ connects the multicoupler separately to the attachment and the machine.

Direct feeding

On all models, the front feeding drum is closed, paying dividends when threshing corn thanks to the gentle grain handling. Want more ease of operation? Simply by turning a shaft, the chain tension and height can be adjusted to between 2.0 and 3.9 in. (50 and 98 mm). The correct tension can be set by the spring preload.

Perfect angle

Using the two hydraulic cylinders at the bottom of the feederhouse, you can set the angle between the feederhouse and the header for perfect feeding distribution. The angle of rotation is close to the front feeding drum, so the transfer from the attachment to the feederhouse is not affected.

Uncompromising drive

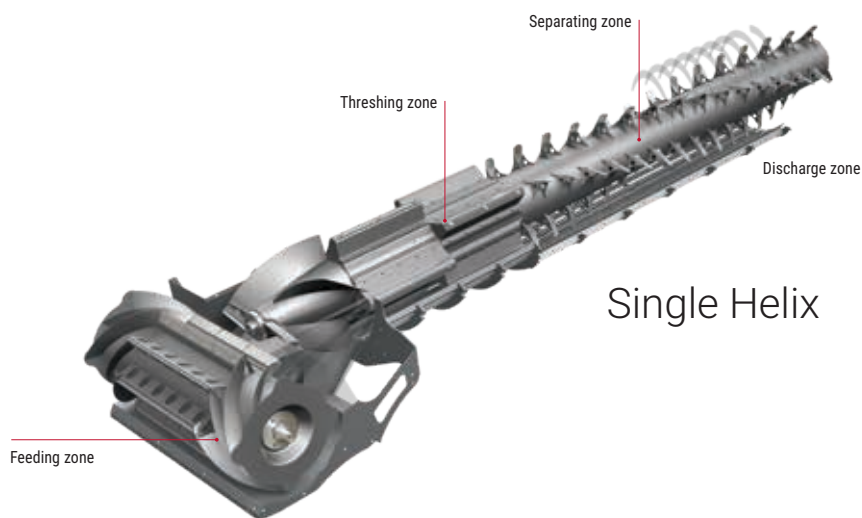
The Fendt IDEAL provides the best power for all available attachments, with a focus on zero-loss, high-power transmission and unconditional reliability. You can equip your Fendt IDEAL with either a fixed-speed, 135 kW variable-speed or 220 kW variable-speed header drive.

With 3,000 acres and an average field size of 80 acres, that's a minimum of 75 attachment and detachment times—about 10 minutes each—that's another 12.5 hours to shorten your harvest by 1–2 days.



With the optional Fendt AutoDock™, you can couple the header and all connections.

Superior rotors: Single and Dual Helix.

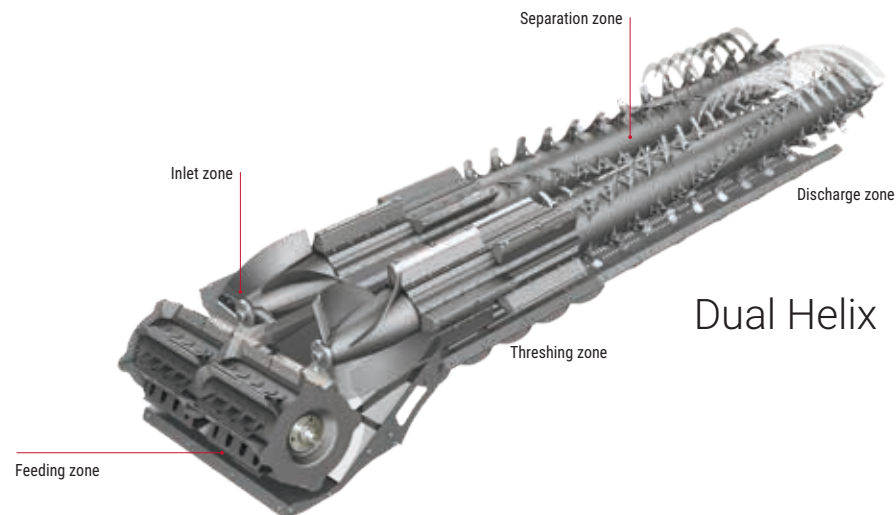


You're the best, so use the best.

One of the things that make the Fendt IDEAL stand out from other combines is the outstanding Single (IDEAL 7) and Dual Helix (IDEAL 8, 9, and 10) processor. They provide the highest output and best threshing quality with gentle crop handling and low energy consumption.

It's all about the feed.

The 24 in. (600 mm) RotorFeeder feeding drum passes a constant flow of crop to the rotors, guaranteeing optimal transfer and the best threshing results. The RotorFeeder speed is automatically controlled in proportion to the rotor speed—always at 70% of the rotor speed. The speed is adjusted to best match the rotor speed and the large transfer area, maintaining straw quality.



The Helix Processor: simply unique

The front part of the rotors consists of four rasp bars installed lengthways, which thresh the grain. The rotor tines are tilted 20° to the rear, dividing the crop into the helix sections and reliably and gently running it around the rotor. This design eliminates edges for the product to stick to and prevents unexpected load peaks on the rotor.

Gentle feed, low power requirement

Each rotor tine is 5.5 in. (140 mm) high. They perfectly separate grain from straw with the highest level of grain quality. As a result, you get high straw quality and the best threshing at low power. With this simple configuration, the operator only needs to change the rotor speed range and the concave clearance.

IDEALharvest™: Adding a whole new dimension to automation.

Happy harvest

IDEALharvest is a revolutionary system that makes automatic adjustments to the combine, while harvesting based on operator preferences. Mass acoustic detection (MAD) sensors provide the data required for the Fendt IDEAL to automatically adjust to your pre-selected harvest strategy and achieve the best threshing results.

Operators quickly and easily select from the three key harvesting strategies—optimize grain quality, grain cleanliness, and minimize loss. You can also use the slider to prioritize throughput performance. The Fendt IDEAL's rotor and fan speed, top and bottom sieve openings, and forward speed are continually optimized to suit the selected strategy.

IDEALharvest also displays the machine's crop flow in real time, so you can use the data to assess crop distribution in the machine. Based on the real-

time values of the installed sensors, the transfer volumes and grain losses are displayed onscreen. The grain quality camera helps optimize the grain quality.

Simple visualization

IDEALharvest gives you an instant view of all the key machine parameters so you can customize your harvesting strategy however you like.

Easy to adjust

Quickly and easily apply settings—through the SmartConnect® app—such as rotor and fan speed; it's the best way to follow your preferred harvesting strategy.



EASY-TO-USE MONITOR

The IDEALharvest selection triangle allows the operator to easily set preferences for grain damage, grain loss, and MOG in sample. Throughput can also be managed based on crop density and other factors, and operations can be monitored and adjusted remotely via the FendtConnect app.



SEEING IS BELIEVING

The grain-quality camera allows grain condition to be monitored as it enters the bin and provides continuous input to ensure the preferences set by the operator are maintained.



YOU'VE GOT THE TOUCH

Measurements, such as mass and single-grain flow, field slope, and rotor speed, are continuously monitored. What's more, operators can choose the information to display based on what is most critical to them.

IDEALbalance™: Brilliantly simple. Always in balance.


Outstanding technology

It's called the IDEALbalance™ system. And that accurately describes what it does: ensure that nothing but clean crop lands in the grain tank. Unique and ingeniously simple, at the core of the system is the double-grain pan. The front grain pan collects the material threshed out by the rasp bars and forwards it to the stratification pan. The rear grain pan collects the material discarded from the rotor tines and sends it back to the stratification pan. That makes full use of the stratification pan, with the product well cleaned.


Handles the hillsides with ease

The front grain pan is concave to gather the material in the middle of the pan. The rear grain pan is convex, so that the crop collects at the outer ends. That distributes the crop in the machine properly in all conditions. On 15% slopes, the straightforward design avoids up to 60% of losses compared to flat pans.

IDEALbalance™ can minimize the losses on a lateral slope up to 60%, without any complex steering.



Thanks to IDEALbalance™, the crop is evenly distributed across the sieves.



Cleaning: Full-power Cyclone Cleaning System.


Triple fan

The powerful Cyclone cleaning fan is actually three fanning units with open sides for maximum air output. The fan speed can be hydraulically adjusted between 250 and 1,400 RPM to give you different speeds quickly and efficiently. The powerful airflow is split from the first drop stage, with a constant airflow generated over the entire length of the shaker shoe, giving you the best cleaning results.

Separate post-threshing

The Fendt IDEAL features specially designed returns for maximum performance and the best threshing. Product is threshed out by the auger and passed on to the grain pan to prevent any separating potential from being lost at the processor. Threshing occurs between the auger and the interchangeable covers, which can be serrated or smooth depending on the intensity you want.

The six center bars measure 5.9 in. (150 mm) in height for a slope insensitivity of up to 15°. Loss sensors at the end of the shaker shoe help the operator adjust the machine to the best possible configuration.



Superior cleaning

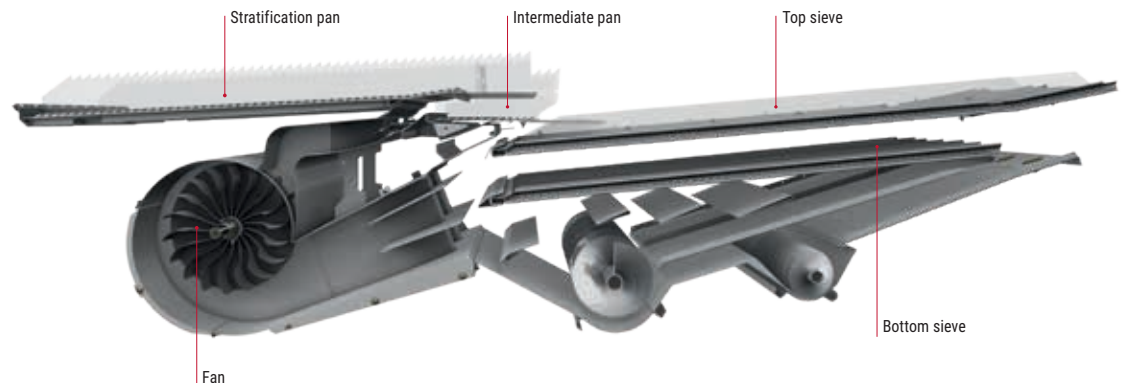
The long stratification pans, with four sections and high partitions, and the long shaker shoes provide exceptional cleaning in all Fendt IDEAL models. Most short straw and chaff are separated from the grain on the first drop between the stratification pan and the intermediate pan. The second drop to the top sieve then separates the impurities further. A strong airflow ensures perfect cleaning results. The longest sieves on the market, along with the integrated partitions, mean optimal grain quality. To deliver the best results under all conditions, the opening range of the sieves can easily be electrically adjusted from the cab.



Bring out the best with smart threshing through the return.



Loss sensors at the end of the shaker shoe help the operator adjust the machine to the best possible configuration by sensing crop that falls to the ground through pressure and acoustics.



Straw Management: ShortCut and ActiveSpread—The foundation of perfect chopping.


Ultimate chop

Every Fendt IDEAL model comes with one of two straw chopper versions: The BaseCut with 56 knives across four rows, or the ShortCut with 112 knives across eight rows. Both choppers have maintenance-free bearings. Set the shear bar to five positions without tools. And if you want the straw to drop, just use the Fendt IDEAL's "chop to drop" function and switch to swath mode.

The BaseCut straw chopper is standard in the Fendt IDEAL, with 56 knives.



The 8-row straw chopper ShortCut delivers exceptional straw chopping and distribution on Fendt IDEAL models.




Ultimate distribution

The chaff spreader is placed directly at the end of the shaker shoe and distributes straw and chaff as desired. The distribution disks are hydraulically driven, allowing variable speeds. Choose between three straw-distribution settings: chop and mix (chaff into chopper), drop straw and mix (chaff into swath), and separate chaff from straw (chaff distributed sideways).


ActiveSpread

ActiveSpread works with two hydraulic straw distributors and can adjust the speed from the cab. This feature can distribute chaff as wide as fifty feet across.

1. BaseSpread: Cut and throw—35ft
2. ActiveSpread: Manual—50ft
3. ActiveSpread: Powered—50ft
4. SwingFlow—45ft



Chop and mix straw



Separate chaff from straw

Grain tank and discharge: Streamer™ 6.0—unloads in just 81 seconds.



The average farm could save almost 16 hours of unloading time.

Average Unload

3.8 bu. / sec.
400 bu. Grain Tank



1,500 Unload Cycles
1:45 per Cycle
43.75 Hours Spent Unloading

200 bu. Corn
3,000 Acres

263 Fewer Unload Cycles
16 Fewer Hours Spent Unloading

IDEAL Unload

6.0 bu. / sec.
485 bu. Grain Tank



1,237 Unload Cycles
1:21 per Cycle
27.8 Hours Spent Unloading

Full speed ahead.

Choose the Streamer 6.0 with a 485 bushel (17,100 L) capacity and a 6 bushel/s (210 L/s) unload rate, or the Streamer 4.0 with 355 bushel/s (12,500 L) and 4 bushel/s (140 L/s). The enormous volume and increased unloading rate are just what you'd expect from the unprecedented output of the Fendt IDEAL. Fewer and shorter stops for unloading mean a greater daily yield. The key to the enormous speed is the huge diameter of the unloading auger—18.9 inches (480 mm)—allowing for simultaneous low speeds. Gently and with low power requirements, the grain tank is fully unloaded within 81 seconds.

Hydraulically adjustable discharge rate

As a standard feature of the 6.0 Fendt IDEAL machines (not available on 4.0 versions), the discharge rate can be hydraulically adjusted from the cab.

At the touch of a button, the cover flaps of the auger in the grain tank floor are totally controlled. Five positions (0%, 25%, 50%, 75% & 100% open) can be activated even when the grain tank is full. Available in 3 lengths—28ft Rigid or PowerFold / 32.6ft in Manual or PowerFold / 36.2 ft in Manual or PowerFold.

High-performance elevator

The clean grain elevator is designed for a throughput of up to 8,000 bushels/h (200 t/h). The elevator housing measures 9.4 inches (239 mm) in diameter. This leaves enough space for high throughput in all crop types. 40 convex paddles ensure maximum performance with gentle handling of the crop.

Adjustable end spout on the unloading auger

Controlled from the cab at the operators fingertips. This allows precise loading of carts or trailers in all conditions.

IDEAL engine: Low speed—high performance.

The perfect combination: MAN and AGCO Power™

Perfectly adapted to matching maximum fuel efficiency with the potential output of the Fendt IDEAL. All engines comply with Tier Four Final emissions and share a well-earned reputation for long service intervals.

Revolutionary AirSense™ cooling

Cooling is crucial to ensure the engines are always efficient and reliable, so AirSense® Cooling was developed for the Fendt. AirSense® Cooling features a 37.4 in. (950 mm) reversible fan and a cooling area of 8.8 ft.² (2.7 m²). Dirt and dust never weaken the cooling performance. It's a system so reliable you can work through an entire season without any manual cleaning effort.

Air compressor

For daily machine cleaning, you have the ability to order an optional on board air compressor. Two air connections, one on the cab steps and one on the access ladder to the engine platform, allow the connection of an air hose to easily clean the machine in the field.

Tank capacity for long workdays

To ensure optimal weight distribution, the diesel tank and DEF tank are located at the rear of the Fendt IDEAL. Both liquids are loaded into the tanks via the platform, and each tank features impressive capacities: up to 330 gal. (1,249 L) diesel and 48 gal. (180 L) DEF. Combined with the low fuel consumption of the Fendt IDEAL, the increased fuel capacity allows the machine to be operated for extremely long periods.



The cooling area is 8.8 ft.² (2.7 m²), and with AirSense® Cooling the Fendt IDEAL doesn't require manual cleaning during the harvesting season.

Drive: Making progress and covering large areas was never easier.

Fendt MotionShift

The Fendt IDEAL gearbox offers two gears with a speed range of 0–9 MPH or 0–25 MPH (0–15 KPH or 0–40 KPH). With Fendt MotionShift you shift both gears conveniently during the ride using a button on the armrest. The speed is easily controlled via the multi-function joystick. The IDEAL's acceleration is linked to the joystick position. Enable the unique Hookup mode on the armrest and the Fendt IDEAL reacts proportionally to joystick movements. That makes light work of coupling attachments.

Perfect engine speed

On the road, to enhance efficiency and comfort, several ride strategies are available. In Advanced mode, the engine speed follows your required forward speed and reduces the speed for maximum efficiency by up to 300 RPM depending on load. In Time mode, the engine speed follows the default. However, if the speed is 0 MPH (0 KPH) for five seconds, the engine speed is reduced to one-third of the required value. After ten seconds, the engine speed falls to the rated engine speed.

Optimal power train function

The DriveCenter™ completely redefines the drive concept of the Fendt IDEAL. All pumps, such as load-sensing hydraulics or the drive pump, are now directly driven. So there's no loss of performance. It powers all the components on the Fendt IDEAL with just 13 belts, one chain, and one transmission shaft, further reducing maintenance and the risk of downtime.



The new DriveCenter creates a highly efficient powertrain function. The main components of the machine, such as the helix processor, cleaning, table, and hydraulic pumps are powered to the best or their best effect by a direct connection to the engine.

Chassis: Makes a big impression, without leaving one.



Fendt IDEAL TrakRide™

Developed in the AGCO Center of Expertise for track tractors, two track widths—30 in. (760 mm) or 36 in. (910 mm)—are available options on all Fendt IDEAL models.

The TrakRide system ensures exceptionally low ground pressure.

Maximum propulsion

The IDEAL automatically (and intelligently) switches to 4WD mode independently only when the adjusted pressure of the front axle is reached. With the differential lock on, the AWD is permanently on. When you steer, the differential lock turns off, and, after the maneuver, comes back on again, which saves on fuel and protects the axle.

Vision™ cab: The ultimate in comfort—The IDEAL workplace.

Sit back and enjoy the ride.

Fendt IDEAL gives you two choices of comfort: the standard fabric seat, or deluxe leather, with active ventilation. (A leather instructor's seat is also an option.)

Everything under control

The simple and intuitive operation of the Fendt IDEAL is all in the armrest. It features a handy joystick and a toggle button for machine functions. There's also a small digital display for the key machine settings. The 10.4" Varioterminal also allows you to easily adjust the machine by tapping or by pressing a button. For the advanced machine functions of the IDEALharvest™, click your iPad® into the stable and practical holder and run the application.

The ultimate overview

Seeing is believing. With a window area of 356 sq. ft. (5.75 m²) and a 180° panoramic view, the Fendt VisionCab offers you the best view over the attachment. The low noise level (just 73 dB) keeps things as quiet as possible. And the expansive operator's cab means even long-legged drivers can enjoy a comfortable seat.



IDEAL Solutions for a relaxed harvest.

The choice is yours.

Take your pick. The Fendt VarioGuide™ automatic guidance system gives you the option of different receivers from NovAtel® or Trimble®. Both offer a wide variety of correction signals with accuracies of up to +/- 2 cm. With the NovAtel receiver, the correction signals SBAS, TerraStar-L & C and RTK keep you on track. Choose a Trimble® receiver to use SBAS, RangePoint® RTX™, CenterPoint® RTX™ and RTK. Even if you lose your RTK signal due to the terrain, VarioGuide continues to work reliably for up to twenty minutes thanks to the Trimble® xFill™ or NovAtel® RTK Assist solution.

Easy documentation

With the Fendt VarioDoc and VarioDoc Pro, the work done can be documented with just a few clicks in the Varioterminal and then transferred to your field database. VarioDoc comes standard with every Fendt IDEAL. The option of VarioDoc Pro offers an extended range of functions, including wireless data transfer.

Ideal time yield mapping

Thanks to the real-time yield mapping of the Fendt IDEAL, the current yield at every position in the field is displayed on the terminal as you work. You can also display the moisture content for that location. The system only works via GPS and the moisture and yield gauges fitted to the elevator.



Fendt VarioGuide always gives you a choice. Use the low-cost and effective NovAtel receiver (right), or the Trimble receiver (left) with even more options.



Different correction signals, which allow you to carry on working for a time even if you lose the signal, are available for both NovAtel and Trimble systems.



Fendt Connect™: Your link to the field.

Stay in contact

Efficient resource planning is key to a successful harvest. The Fendt Connect telematics system provides live information on the machines via web access.

Talk among each other

If two or more Fendt IDEALs work closely together, the machines can exchange data such as waylines or machine settings via a secure mobile network connection, and therefore work even more efficiently in a group.

Make real-time service a reality

If the Fendt IDEAL system fails, the fault codes can be viewed via secure web access. The situation can be quickly monitored and resolved by experienced service personnel, even if it can't be done directly on-site. That ensures you can carry on working as quickly as possible.



Learn more or get started
at get.agcoconnect.com



Gold Star customer care.



**Here's the deal: You do fuel and labor.
We'll handle the rest. (That's a BIG deal.)**

It was Sylvester Fendt and his seventeenth-century family of BIG clock artisans who started this idea of customer care second to none. No one could touch their ironclad reputation for personally servicing and maintaining each clock they installed. For them, it was pride. The same goes for us today. The Fendt Gold Star maintenance, service, and warranty programs are the best in the business. The Fendt family kept clocks ticking and we keep combines running. But uptime all the time is only part of the plan. We also provide the kind of after-sale care that rewards you with exceptional resale value when you eventually trade in your combine for a newer model.

The warranty

Three years or 1,250 engine hours warranty, \$0 deductible, full-machine coverage.

The maintenance

All parts and labor required to perform each factory-recommended maintenance—up to 1,250 engine hour warranty period—is included with Gold Star.

The parts

Fendt dealers use only genuine AGCO® parts, so your Fendt is always 100% Fendt. All parts are covered for one year, and all labor for six months, under the AGCO Parts Advantage warranty.

The service

Fendt dealers and their factory-trained certified technicians use only the highest-caliber diagnostic tools.

The loaner

If your combine can't be repaired in 24 working hours, we'll provide you with a loaner combine. We stand by this promise for three years or 1,250 engine hours.

Want more?

With Gold Star Plus—you can extend your coverage up to 5 yrs and 3,000 hours.



Take it all in.

9300 Series DynaFlex® Headers

Improved Feeding—The 9300 offers a completely redesigned, variable-speed gathering belt drive. The variable-speed drive allows the customer to adjust the gathering belt speed to promote smooth, even, and efficient feeding in various conditions.

Improved Flexibility—The 9300 DynaFlex has a redesigned hydraulic system to maximize flotation and cut quality. With the new design, both the right- and left-hand side of the header have their own accumulator that absorbs movement and increases response performance to increase the cutter bar coverage and flexibility. The new 9300 also includes an option for torsion axle stabilizer wheels. The addition of brand-new gauge wheels provides maximum flotation and performance when cutting standing crops.

Enhanced Durability—The skid shoe of the 9300 DynaFlex has been redesigned for a better footprint on the soil, reducing wear while still providing the low cut height. The shallow profile of the new end skid reduces pushing and digging, while also improving flotation and header performance.

	9330	9335	9340	9345	9350
Cutting width ft. (m)	30 (9.1)	35 (10.7)	40 (12.1)	45 (13.7)	50 (15.24)
Cutter bar	High capacity or SCH				
Cutter bar float in. (mm)	8 (203.2)				
Cutter bar drive	Dual mechanical				



3300 Command™ Series Corn Headers

Residue Management—Available in chopping or nonchopping models, the 3300 Command Series headers promote exceptional residue management for your farm. The stalk rolls are designed with point-to-point knife contact to increase aggression, which increases overall effectiveness and performance. In addition, the chopping units break down the stalks into small segments, promoting better residue coverage in your field.

Smart Design, Reducing Header Loss—The slanted deck-plate design helps strip the ears from the stalk less aggressively, decreasing butt shelling and kernel loss. The long, shallow snoots also help pick up down and tangled corn even in the toughest of harvesting conditions. The functional design of the 3300 keeps the crop off the ground and in your machine, increasing the profitability of your operation.

Ready for Technology—The 3300 Command Series corn head has been designed for integration of industry-leading technologies such as Reichardt® row sensing and Headsight® header height sensors to ensure the producer gets the most out of their head.

	3308	3308C	3312	3312C
Rows	8	8	12	12
Row spacing (in.)	30	30	30	30
Chopping	Yes	No	Yes	No
Auger diameter (in.)	20"	20"	20"	20"



Fendt IDEAL Axial Combine Series Specifications

		IDEAL 7	IDEAL 8	IDEAL 9	IDEAL 10
Feeder	Unit				
Hydraulic header reverser, with creep function		■	■	■	■
Feeder chain configuration		4 Strand	4 Strand	4 Strand	4 Strand
Processor	Unit	IDEAL 7	IDEAL 8	IDEAL 9	IDEAL 10
RotorFeeder dimensions	in. (mm)	24 x 55 (600 x 1,400)	24 x 55 (600 x 1,400)	24 x 55 (600 x 1,400)	24 x 55 (600 x 1,400)
RotorFeeder speed—proportional to rotor speed	RPM	285–656	200–828	200–828	200–828
Rotor		Single	Dual	Dual	Dual
Rotor dimensions	in. (mm)	24 x 190.5 (600 x 4,837)	24 x 190.5 (600 x 4,837)	24 x 190.5 (600 x 4,837)	24 x 190.5 (600 x 4,837)
Threshing area	in. ² (m ²)	1,287 (0.83)	2,573 (1.66)	2,573 (1.66)	2,573 (1.66)
Separation area	in. ² (m ²)	2,232 (1.44)	2,976 (1.92)	3,720 (2.4)	4,464 (2.88)
Total separation area	in. ² (m ²)	3,519 (2.27)	5,549 (3.58)	6,293 (4.06)	7,037 (4.5)
Cleaning	Unit	IDEAL 7	IDEAL 8	IDEAL 9	IDEAL 10
Total chaffer / sieve area	in. ² (m ²)	7,595 (4.9)	7,595 (4.9)	8,370 (5.4)	8,370 (5.4)
Total cleaning area	in. ² (m ²)	11,548 (7.45)	11,548 (7.45)	12,322 (7.95)	12,322 (7.95)
Electric sieve adjustment		■	■	■	■
Fan type		3 x impeller fan	3 x impeller fan	3 x impeller fan	3 x impeller fan
Cleaning fan speed	RPM	250–1,400	250–1,400	250–1,400	250–1,400
Tailings / return system		Separate rethresher	Separate rethresher	Separate rethresher	Separate rethresher
Grain Handling	Unit	IDEAL 7	IDEAL 8	IDEAL 9	IDEAL 10
Stream 4.0					
Grain tank: 350 bushel		■	■	□	□
Unloading rate: 4.0 bu./sec.					
Stream 6.0					
Grain tank – 485 bushel		□	□	■	■
Unloading rate – 6.0 bu./sec.					
Residue Management	Unit	IDEAL 7	IDEAL 8	IDEAL 9	IDEAL 10
BaseCut configuration	Rows / Knives	4 / 56	4 / 56	4 / 56	4 / 56
ShortCut configuration	Rows - Knives	8–112	8–112	8–112	8–112
Straw chopper speed (high–low)	RPM	3,600–850	3,600–850	3,600–850	3,600–850
Engine and Drives	Unit	IDEAL 7	IDEAL 8	IDEAL 9	IDEAL 10
Engine type		AGCO Power™	MAN	MAN	MAN
Displacement	L	9.8	12.4	15.2	16.2
Engine horsepower (Rated / Max)	HP (kW)	416 (310) / 476 (355)	470 (351) / 541 (404)	564 (421) / 650 (485)	687 (512) / 779 (581)
Engine operating speed	RPM	1,800	1,850	1,800	1,850
Emissions level		T4F	T4F	T4F	T4F
Ground Drive	Unit	IDEAL 7	IDEAL 8	IDEAL 9	IDEAL 10
Transmission 2-speed MotionShift		■	■	■	■
Max speed	MPH (KPH)	25 (40)	25 (40)	25 (40)	25 (40)

Standard Equipment: ■
Optional Equipment: □

FENDT

fendt.com | Fendt is a worldwide brand of AGCO.



FENDT IDEAL AXIAL COMBINE